

**Art Labs**


At Rainbowfish we will run an intensive 8 week course to introduce our students of various age groups to the elements of art through fun activities and a variety of mediums. Unlike our usual course, the student will not spend each class working on one artwork but rather a series of experiments all on the theme for the week – Line, Colour, Value, Texture, Shape, Space. The trials and outcomes of each experiment will be recoded in an Artlab journal which the student will bring home at the end of the course.

**Course Calendar (October to November 2018)**

	Time	Age Group
Monday	4:15 – 5:30 pm	8 – 12 years
Thursday	4:15 – 5:30 pm	4 – 7 years
Friday	4:15 – 5:30 pm	4 – 7 years

Term Fees: All Courses (8 Sessions 1 hr and 15 mins each) Rs 7000/-  
 Class sizes are limited – Sign up to save your spot!

## Week 1 - LineLAB




Students will experiment with lines various types of lines – their thickness, length, angle and more. They will work with string, straws, sticks and of course various media on paper to make their discoveries. They will also look around them at architecture, art and graphic design with a strong element of line.

## Week 2 - ColourLAB




Students play with mixing colours and look at the impact of colour on mood. They will look at colour in nature and how light changes colour. Of course no study of colour is complete without looking at monochromatic artworks and colour in culture – the reds and greens of Christmas, the white houses against blue seas in Greece and so much more.

### Week 3 - ValueLAB



To teach our students about value or the relative lightness or darkness of a colour we will start with fingerprint value charts. We will study value through photography. Mixing in black and white to create tints and shades. We will compare images that are high contrast images with those that have a full range of value.

### Week 4 - TextureLAB




Our students will understand texture as the tactile sensation of a surface or how it appears to feel. Accordingly they will work with many mediums that are both natural and man-made to experiment with creating visual texture. They will explore tactile texture on 3 D surfaces and the visual texture created from printmaking.

### Week 5 - ShapeLAB



This week is all about shape and its 3D version – form as seen sculpture, products, chairs, and buildings. Using a variety of sculptural techniques from paper folding, papier mache, clay and plaster of Paris we will go through a series of exercises to understand shape and form.

### Week 6 – SpaceLAB



Space will be seen both in terms of positive and negative space as well as in composition of a picture where the placement and size of the elements in the picture can create a sense of space. We will use this opportunity to also touch on a related concept to space – scale.

### Week 7 and 8

Work on projects combining all the elements